

For your chapter 2 project you will be working in groups of 2-4 to create video tours of Wissahickon High School and/or the classes in your schedule. We will be planning out and learning the different words for the parts of the school in class, and then we will go to the library to type up storyboards for the production. Finally, we will be working with Mr. Malone's TV Lab students to videotape and edit the videos for a great final product.

This project will be a little different as we are going to be working on the grading rubric together, so we will be doing that over the next few days. However, I anticipate the final grade being around 50 points.

Below is the timeline for now:

- Monday, October 23
 - introduce assignment
 - select groups and begin working

- Tuesday, October 24
 - give alternative/extra vocabulary for parts of the school
 - discuss expectations
 - work in groups to figure out what they you are going to include, who is going to speak, where you are going to film, etc.

- Wednesday, October 25-
 - discuss rubrics
 - preliminary treatment and storyboards

- Thursday, October 26-
 - finalize rough draft of treatment and storyboards
 - Journal #1 (will explain later)

- Wednesday, November 1-
 - Go to the library to type up treatments and design storyboards

- Thursday, November 2-
 - Go to the library to finish storyboards
 - Begin filming with TV lab students

- Friday, November 3-
 - Continue filming with TV lab students
 - Begin editing

- Monday, November 6-
 - Finish filming if needed/ continue editing

- Monday, November 13-
 - present videos
 - group grading
 - Journal #2 for homework

Pre-Production

Before going out to film your video, you have to know what you are doing ahead of time. Two things that will help you out are a Treatment and a Storyboard.

Treatment- You are to write a long paragraph (no more than one page) setting the purpose of your video and the concepts to be covered. You should make it a summary of your video, the “meat” so to speak, of your video. Don't worry about individual shots just yet. Your treatment should also include a Title for your video.

Storyboard- A storyboard is a theme-by-theme description of your whole film. It is a collection of scenes in which each scene is a collection of shots with a common theme. You should set out each scene on a storyboard before filming so you know exactly what you want to film before beginning.

Treatment and Storyboard Requirements

Your complete treatment and storyboard will be turned in when the final videos are due, however they need to be complete before you begin filming, so you know exactly what you will be filming.

The **Treatment** should have:

- The title of the video
- A summary of the Beginning, Middle and End of the video
- Complete sentences, in English, with correct grammar
- At least 4 sentences for each section

The **Storyboard** should have:

- A detailed description of each major scene of your video (at least 5)
- An image or written description in each square that describes the scene
- What is going to be said, in French, for each scene
- Complete sentences, correct spelling
- A beginning and an ending

As I am not collecting a written script for your video, the storyboard and treatment will be your written grade. Pay attention to spelling, grammar and accents!

Your treatment and storyboard will be **25 points** total.

Treatment Rough Draft

Title of Video:


Beginning:

Middle:


End:

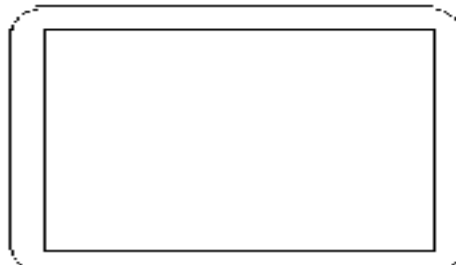
Storyboard Rough Draft:


PROGRAM _____ **Page** _____ **of** _____











--

--

--

--

--

Outline for class- Wednesday, 11/1- Wednesday, 11/8

Wednesday, 11/1-

- Type up treatment and storyboards
- Finalize project for filming

HW: Get everything ready to begin filming- finish storyboards

Thursday, 11/2-

- Mr. Malone and Mr. Zion with their class- discuss proper videotaping techniques and find partners from their class
- Groups 1, 2, 3 video tape
- Groups 4, 5, 6 finish storyboards

HW: continue working on project

Friday, 11/3-

- Groups 4, 5, 6, 7 video tape
- Groups 1, 2, 3 begin editing in TV lab
- Finish storyboards

Monday, 11/6

- All groups – finish video taping if needed and continue editing
- If needed- work in library to finish typing storyboard

Wednesday 11/8

- Finish editing with TV lab students

Groups:

Group 1

Alayna
Vanessa
Maria

Group 2

Drew
LeighAnn
Erica

Group 3

John
John
Colin

Group 4

Jen
Katie

Group 5

Brian
Greg
Billy

Group 6

Marissa
Katherine

Group 7

Sophia